

THIS IS A SCAN OF AN ANTIQUE BOOK IN MY COLLECTION, AND I WANT IT TO BE AVAILABLE, FOR FREE, TO ANYONE WHO WANTS TO USE IT.

You may give copies away, you may not sell them.



This work is licensed under the Creative Commons Attribution-NonCommercial-ShareAlike License. To view a copy of this license, visit <http://creativecommons.org/licenses/by-nc-sa/2.5/> or send a letter to Creative Commons, 559 Nathan Abbott Way, Stanford, California 94305, USA.



FREE DISTRIBUTION ONLY - NOT FOR SALE

# Patterns of Irish crochet lace

## PLATES I to VII

### Directions for working the patterns of Plate

#### Narrow lace

(See figures 14, 19, 73 and 83 of the explanatory text and pattern N° 1.)

**MATERIALS :** D.M.C Crochet cotton 6 cord (Cordonnet pour guipure) N°s 2, 70 and 150 (lustreless thread), in white.


Make the subjects as in figures 14 and 19, with D.M.C Crochet cotton 6 cord N° 70, over a cord foundation of D.M.C Crochet cotton 6 cord N° 2; crochet the trebles after the ground, fig. 73, with D.M.C Crochet cotton 6 cord N° 150 and at the same time the little picot scallops that connect the subjects at the bottom. Finish at the top by the footing, fig. 83, worked with D.M.C Crochet cotton 6 cord N° 70, over D.M.C Crochet cotton 6 cord N° 2.

#### Wide lace

(See figures 25, 41, 74, 83 and 90 of the explanatory text and pattern N° 2.)

**MATERIALS :** D.M.C Flax lace thread (Lin pour dentelles) N°s 6, 40 and 60, in white.

Make the subjects after figures 25 and 41, with D.M.C Flax lace thread N° 40, over a cord foundation of D.M.C Flax lace thread N° 6; crochet the ground after figure 74, with D.M.C Flax lace thread N° 60. Finish off the bottom with scallops, fig. 90, and the top with the footing, fig. 83, worked with D.M.C Flax lace thread N° 40, over D.M.C Flax lace thread N° 6.



Laces in Irish croche



FREE DISTRIBUTION ONLY - NOT FOR SALE

## Directions for working the patterns of Plate II:

### Braid

(See figures 20, 50 and 75 of the explanatory text and pattern N° 3.)

**MATERIALS:** D.M.C Alsatian thread (Fil d'Alsace) N°s 50 and 110 and D.M.C Crochet cotton 6 cord (Cordonnet pour guipure) N° 2 (lustreless threads), in white.

Make the subjects after figures 20 and 50, with D.M.C Alsatian thread N° 50, over a cord foundation of D.M.C Crochet cotton 6 cord N° 2; crochet the ground after fig. 75, with D.M.C Alsatian thread N° 110.

### Insertion


(See figures 22, 79 and 86 of the explanatory text and pattern N° 4.)

**MATERIALS:** D.M.C Special crochet cotton (Cordonnet spécial) N°s 2, 70 and 150 (glossy thread), in white.

Make the subjects after figure 22, with D.M.C Special crochet cotton N° 70, over a cord foundation of D.M.C Special crochet cotton N° 2; crochet the ground after figure 79 with D.M.C Special crochet cotton N° 150. Finish off the edges with scallops, fig. 86, worked with D.M.C Special crochet cotton N° 70, over D.M.C Special crochet cotton N° 2.



FREE DISTRIBUTION ONLY - NOT FOR SALE



Braid and Insertion in Irish Crochet Lace



FREE DISTRIBUTION ONLY - NOT FOR SALE

## Directions for working the patterns of Plate III:

### Lace with big scallops

(See figures 82, 83 and 88 of the explanatory text and pattern N° 5.)

**MATERIALS :** D.M.C Flax lace thread (Lin pour dentelles) N°s 6 and 70, in white.

Work the subjects and ground after figure 82, with D.M.C Flax lace thread N° 70, over a cord foundation of D.M.C Flax lace thread N° 6. Join the subjects together in succession after the pattern, ornament the last row of scallops at the bottom with little scallops, see fig. 88, and finish off the top with the footing, fig. 83, worked with D.M.C Flax lace thread N° 70, over D.M.C Flax lace thread N° 6.

### Lace with rosettes

(See figures 17, 18, 81, 84 and 87 of the explanatory text and pattern N° 6.)

**MATERIALS :** D.M.C Alsatian thread (Fil d'Alsace) N° 110 and D.M.C Crochet cotton 6 cord (Cordonnet pour guipure) N° 3 (lustreless threads), in white.

Work the squares with the ground after figure 81, with D.M.C Alsatian thread N° 110 and connect them at the sides according to the pattern. Add at the bottom the rounded subjects, likewise after figure 81 and fill the spaces with little rosettes, fig. 17. Finish off at the bottom with scallops, fig. 87, and at the top with the footing, fig. 84, worked with D.M.C Alsatian thread N° 110, over a cord foundation of D.M.C Crochet cotton 6 cord N° 3.




CC  
SOME RIGHTS RESERVED

IRISH CROCHET LACE

PLATE III

ALL RIGHTS RESERVED DISTRIBUTION ONLY - NOT FOR SALE



Laces in Irish Crochet

## Directions for working the pattern of Plate IV :


### Wide lace with big scallops

(See figures 28, 43, 46, 76 and 85 of the explanatory text and the pattern N° 7.

**MATERIALS :** D.M.C Special crochet cotton (Cordonnet spécial) N°s 2, 80 and 100 (glossy thread), in white.

Work the subjects after figures 28, 43 and 46, with D.M.C Special crochet cotton N° 80, over a cord foundation of D.M.C Special crochet cotton N° 2 ; crochet the ground after figure 76, with D.M.C Special crochet cotton N° 100. Finish off the top with the braid, fig. 85, and connect the figures at the bottom with little scallops with picots, worked with D.M.C Special crochet cotton N° 80, over D.M.C Special crochet cotton N° 2.





Irish crochet lace



FREE DISTRIBUTION ONLY - NOT FOR SALE

## Directions for working the pattern of Plate V :

### Wide lace with straight edge

(See figures 15, 27, 31, 45, 69, 78, 83 and 91 of the explanatory text and the pattern N° 8.

**MATERIALS :** D.M.C Crochet cotton 6 cord (Cordonnet pour guipure) N°s 2, 80 and 150  
(lustreless thread), in white.

Work the subjects after figures 15, 27, 31 and 45, with D.M.C Crochet cotton 6 cord N° 80, over a cord foundation of D.M.C Crochet cotton 6 cord N° 2 ; crochet first of all the close ground after figure 69, then the ground of picots after figure 78, with D.M.C Crochet cotton 6 cord N° 150. Finish off the bottom with scallops, fig. 91, and the top with the footing, fig. 83, worked with D.M.C Crochet cotton 6 cord N° 80, over D.M.C Crochet cotton 6 cord N° 2.





Irish Crochet Lace



FREE DISTRIBUTION ONLY - NOT FOR SALE

## Directions for working the patterns of Plate VI:

### Three squares

(See figures 23, 24, 33, 34, 36, 38, 42, 48, 69, 71 and 75 of the explanatory text and the patterns N<sup>os</sup> 9, 10 and 11.)

**MATERIALS:** D.M.C Crochet cotton 6 cord (Cordonnet pour guipure) N<sup>os</sup> 2, 70 and 150 (lustreless thread), in white

Work the subjects after figures 23, 24, 33, 34, 36, 38, 42 and 48, with D.M.C Crochet cotton 6 cord N<sup>o</sup> 70, over a cord foundation of D.M.C Crochet cotton 6 cord N<sup>o</sup> 2; crochet the grounds after figures 69, 71 and 75, with D.M.C Crochet cotton 6 cord N<sup>o</sup> 150. Finish off the outsides of the squares with a row of plain stitches, with D.M.C Crochet cotton 6 cord N<sup>o</sup> 70, over a cord foundation of D.M.C Crochet cotton 6 cord N<sup>o</sup> 2.

### Three rounds

(See figures 21, 30, 39, 40, 47, 48, 49, 69, 71 and 72 of the explanatory text and the patterns N<sup>os</sup> 12, 13 and 14)

**MATERIALS:** D.M.C Special crochet cotton (Cordonnet spécial) N<sup>os</sup> 2, 70 and 150 (glossy thread), in white.

Work the subjects after figures 21, 30, 39, 40, 47, 48 and 49, with D.M.C Special crochet cotton N<sup>o</sup> 70, over a cord foundation of D.M.C Special crochet cotton N<sup>o</sup> 2; crochet the grounds after figures 69, 71 and 72, with D.M.C Special crochet cotton N<sup>o</sup> 150. Finish off the rounds outside with a row of plain stitches, worked with D.M.C Special crochet cotton N<sup>o</sup> 70, over a cord foundation of D.M.C Special crochet cotton N<sup>o</sup> 2.





Different subjects in Irish crochet lace.



FREE DISTRIBUTION ONLY - NOT FOR SALE

## Directions for working the patterns of Plate VII :


### Collar and Cuffs

(See plate V and the patterns N<sup>os</sup> 15 and 16.)

**MATERIALS :** D.M.C Crochet cotton 6 cord (Cordonnet pour guipure) N<sup>os</sup> 2, 70 and 120  
(lustreless thread), in white.

Do the work after the directions given for Plate V and finish off the inside of the collar with little scallops, after figure 89, in place of the footing.





Collar and Cuffs in Irish crochet lace

# DOLLFUS-MIEG & C<sup>ie</sup>, Société anonyme, Mulhouse-Belfort-Paris

manufacture and put on sale under the trade mark of



## D·M·C



articles specially intended for embroidery, sewing, knitting, crochet, lace work and generally for all kinds of needlework in the following materials :

## COTTON, LINEN AND SILK

These articles are supplied in all sizes in écreu, white, black and all colours.

They can be procured from all mercers, fancy repositories, art needlework depôts, &c.; but the variety of the D.M.C goods is so great that it is impossible for even the best supplied houses to keep them all in stock.

As however customers of DOLLFUS-MIEG & C<sup>ie</sup>, SOCIÉTÉ ANONYME, or their wholesale agents have every facility of procuring any quantity of goods, it is always possible to obtain the articles wanted through them.

### LIST OF THE D·M·C ARTICLES



**Cottons for embroidery and tapestry :** D.M.C Embroidery cottons (Cotons à broder). D.M.C Pearl cottons (Cotons perlés). D.M.C Special stranded cotton (Mouliné spécial).

**Sewing cottons :** D.M.C Alsatian sewing cotton (Fil d'Alsace). D.M.C Alsa.

**Crochet cottons :** D.M.C Alsatia. D.M.C Cordonnets. D.M.C Pearl cottons (Cotons perlés). D.M.C Crochet floche.

**Knitting cottons :** D.M.C Alsatia. D.M.C Retors pour mercerie.

**Embroidery and festooning machine twist :** D.M.C Alsatian twist (Retors d'Alsace). D.M.C Embroidery cotton (Coton à broder)

**Cotton braids :** D.M.C Cotton braid (Lacet, première qualité). D.M.C Superfine braid (Lacet superfin).

**Flax threads for embroidery and tapestry :** D.M.C Floss flax (Lin floche). D.M.C Stranded flax thread (Lin mouliné).

**Flax threads for knitting, crochet and lace work :** D.M.C Flax thread for knitting (Lin à tricoter et à crocheter). D.M.C Flax lace thread (Lin pour dentelles).

**Washing embroidery silk :** D.M.C Persian silk (Soie de Perse).





## D·M·C LIBRARY

In the endeavour to develop the taste for fancy needlework and to make the use of the numerous articles made specially for sewing and embroidery by the SOCIÉTÉ ANONYME DOLLFUS-MIEG & C<sup>e</sup> better known, the Society has published a series of works which together form a complete library of information dealing with every known kind of needlework.

Each album is composed of a series of very varied designs with an explanatory text by the aid of which it will be found easy to carry out even the most complicated work.

Although these publications — by their artistic value, the choice of the designs, and the attention applied to their execution — surpass all that has ever been done in this line before, yet, they are sold at a price quite inferior to their real value. They could not have been produced under more favourable conditions, in consequence of the important editions and their intended aim.

All these publications are edited in French and German, and some in English (\*). As the text however is but of secondary importance while the designs are the principal feature, all these works can be used to great advantage even in the countries where other languages are spoken than those in which they are edited.

Further on will be found a description of these publications which can be obtained of booksellers, mercers and at needlework depôts or of the editor direct, TH. DE DILLMONT, MULHOUSE (Alsace).

### List of the publications of the D·M·C Library

#### \* Encyclopedia of Needlework

A handsome volume of about 800 pages, illustrated by 1107 engravings and 13 coloured plates. English binding. Gilt top. Bound in-16 ..... Price: 1/3

#### La Broderie au Passé (Flat stitch Embroidery)

An album in-4° of 20 plates accompanied by tracings for reproducing the designs, with explanatory text. Polychrome cover..... Price: 2/-

#### Albums for Cross-Stitch Embroidery

##### \* ALBUM I:

In-4°, 32 plates with 278 designs, with explanatory text. Price: 1/3

##### ALBUM II:

In-4°, 40 plates with 136 coloured designs, comprising several alphabets and explanatory text ..... Price: 2/-

##### \* ALBUM III:

In-4°, 40 plates with 182 designs, without text..... Price: 1/3

(\* The publications marked with an asterisk (\*) and of which the title is underlined are edited in English.

### **Le Filet-Richelieu (French net work)**

An album in-4°, of 30 plates with explanatory text. Artistic cover..... Price: 2/-

### **Alphabets et Monogrammes**

(Alphabets and Monograms)

An album in-4° (oblong shape) with gilt edges, composed of 60 plates with explanatory text ..... Price: 1/3

### **Motifs de Broderie copte (Motifs for Coptic Embroidery)**

This work is divided into 3 parts, each of which is accompanied by an explanatory text. Artistic cover. In-4°.. Price: 2/- each.

### **Le Tricot (Knitting, 1st and 2nd Series)**

Two albums in-4°, containing, the first 72, and the second 63 patterns for knitting. Artistic cover ..... Price: 2/- each.

### **La Broderie sur Lacs**

(Net-work embroidery, 1st and 2nd Series)

Two albums in-4°, composed of 20 plates each with explanatory text. Artistic cover ..... Price: 1/3 each.

### **Le Macramé (Macramé)**

An album in-4°, of 32 plates with explanatory text. Artistic cover..... Price: 2/-

### **\* The Embroiderer's Alphabet**

An album in-16, containing 82 coloured plates composed of alphabets, monograms and patterns for counted stitch embroideries, followed by 10 plates of monograms and festoons with tracings for white embroidery. Attractive cover ..... Price: 5<sup>d</sup>.

### **\* New Patterns in Old Style**

Work divided into two parts, each of which is composed of 12 plates, accompanied by an explanatory text and figures. In-4°..... Price: 3/- each.

### **\* The Net Work**

Containing 28 pages of text with explanatory figures and 20 plates with patterns for embroidery on net. Artistic cover. In-8°..... Price: 5<sup>d</sup>.

### **Le Crochet**

(Crochet Work, 1st and 2nd Series)

Two albums in-4°, containing the first 64, and the second 57 patterns for crochet work and a detailed description of the patterns. Artistic cover ..... Price: 2/- each.

### **\* Crochet Work, 3rd Series**

An album in large octavo, containing 14 plates with a great variety of patterns for crochet work and an explanatory text with figures..... Price: 10<sup>d</sup>.

### **\* Cross Stitch · New Designs (1st Series)**

An album in-8°, containing 24 coloured plates, composed of grounds, borders and various subjects for cross-stitch embroideries..... Price: 2½<sup>d</sup>.

### **\* Cross Stitch · New Designs (2nd and 3rd Series)**

Two albums in large octavo, each containing 20 coloured plates, composed of grounds, borders and various subjects for cross-stitch embroideries ..... Price: 4<sup>d</sup> each.

(\*) The publications marked with an asterisk (\*) and of which the title is underlined are edited in English.



**\* Drawn thread Work**

An album in-8°, of 20 plates containing a great variety of patterns and an explanatory text. Artistic cover..... Price: 5<sup>d</sup>.

**Recueil d'Ouvrages divers  
(Works of various kinds)**

An album in-4° of 35 plates containing 242 engravings with explanatory text..... Price: 1/8

**La Dentelle Renaissance (Point lace)**

Containing 76 pages of text with explanatory figures, 10 plates of patterns with tracings on cambric for executing the designs reproduced on these plates. In-8°..... Price: 1/3

**\* Teneriffe Lace Work**

An album in-8°, of 20 plates  
Containing a great variety of patterns for wheels, borders and lace and an explanatory text. Artistic cover..... Price: 3<sup>1</sup>/<sub>2</sub><sup>d</sup>.

**Motifs pour Broderies**

(Motifs for Embroideries, I<sup>st</sup> and \*II<sup>nd</sup> Series)

Two albums in-8°, each containing 32 coloured plates, composed of grounds, borders, floral designs, &c., also a series of tracings to facilitate the reproducing and enlarging of the patterns..... Price: 1/— each.

**\* Motifs for Embroideries (III<sup>rd</sup> and IV<sup>th</sup> Series)**

Two albums in large octavo, each containing 20 coloured plates, composed of various designs in modern style, for embroidery on counted threads..... Price: 6<sup>d</sup>. each.

**\* Hardanger Embroideries**

Album in large octavo, containing 36 plates composed of a number of patterns for openwork embroidery on counted threads; 20 pages of text with explanatory figures accompany the plates..... Price: 8<sup>d</sup>.

**\* Marking Stitch, I<sup>st</sup> Series**

Album in-8°

Containing 12 coloured plates composed of alphabets, monograms and patterns for counted stitch embroideries..... Price: 1<sup>d</sup>.

**\* Irish Crochet Lace**

Album in large octavo, containing 52 pages of text with numerous explanatory figures and 7 plates of patterns for Irish crochet lace, to which are added tracings on linen for reproducing the patterns illustrated on the plates..... Price: 1/5

**Les Dentelles aux Fuseaux (Pillow Laces, I<sup>st</sup> Series)**

Octavo volume, containing 176 pages of text, with numerous explanatory illustrations, 8 plates, with patterns of laces, insertions and braids and 55 tracings for executing the different patterns described in the book..... Price: 2/2

**\* Embroidery on Tulle (I<sup>st</sup> Series)**

Album in large octavo, containing 16 plates printed in black and 8 plates in colours, with numerous patterns of laces, edgings, insertions and powderings preceded by an explanatory text facilitating the execution of embroidery on tulle. Price: —/10

(\* The publications marked with an asterisk (\*) and of which the title is underlined are edited in English.